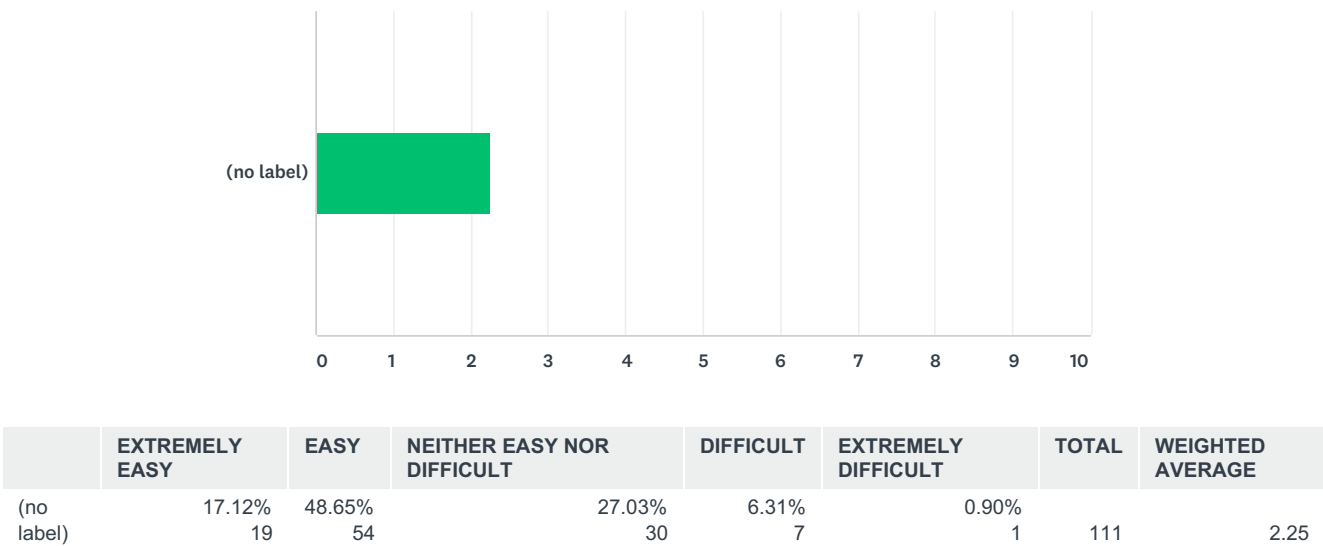


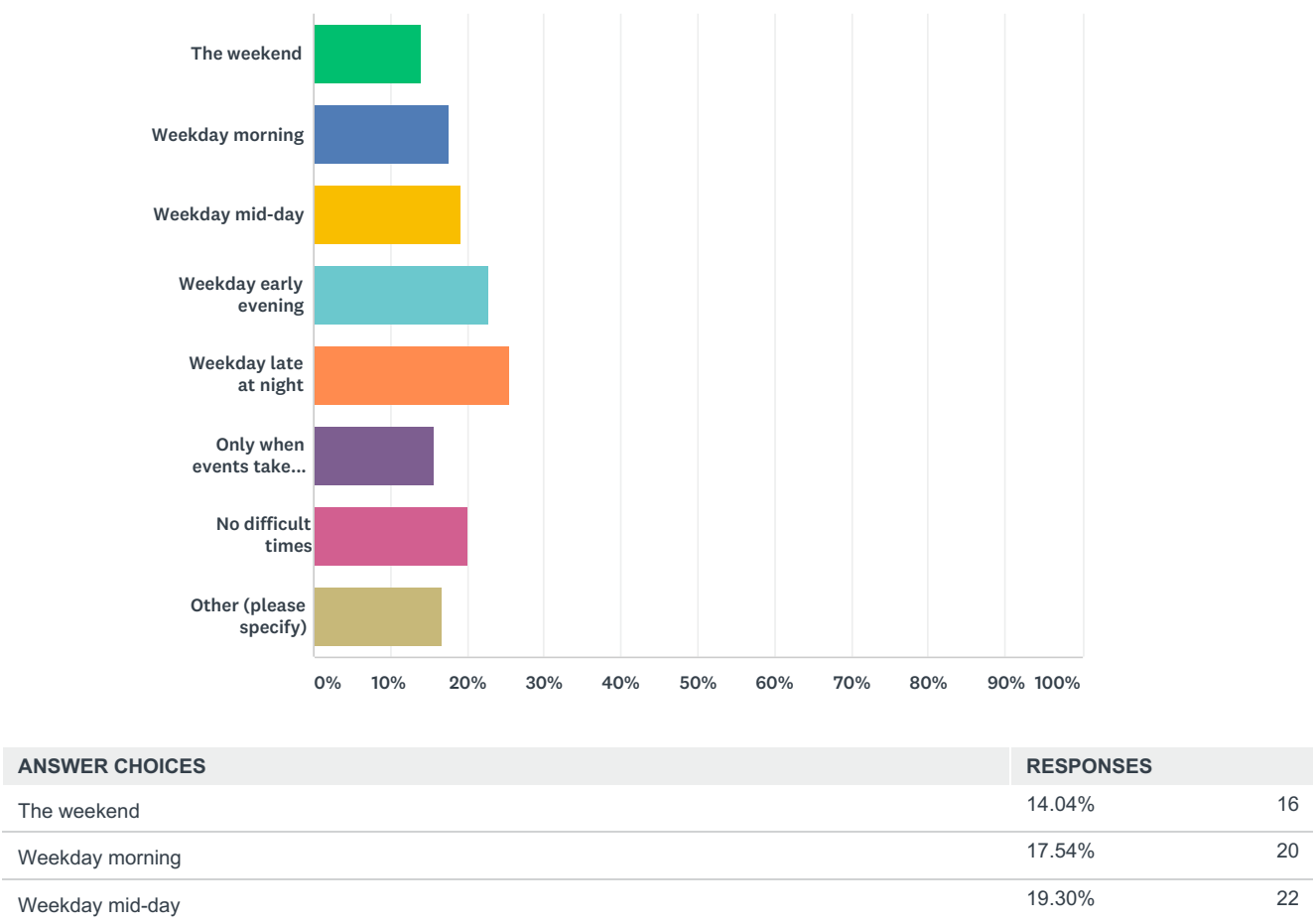
Q1 How easy it is for you or your guests to find parking near your home?

Answered: 111    Skipped: 5



Q2 What are the difficult times for you, your guests, or your contractors to find parking?

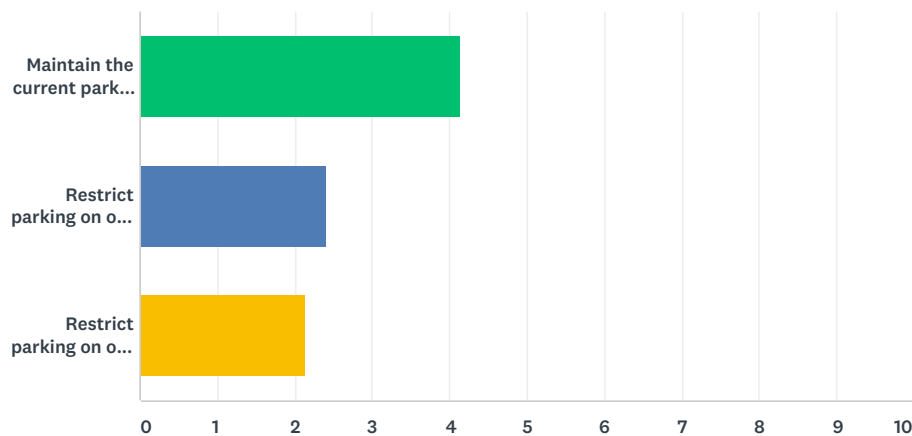
Answered: 114    Skipped: 2



Weekday early evening	22.81%	26
Weekday late at night	25.44%	29
Only when events take place at Hardy, WIS or Ellington	15.79%	18
No difficult times	20.18%	23
Other (please specify)	16.67%	19
Total Respondents: 114		

**Q3 To what degree do you approve of limiting parking to residents on one side of Burleith streets:**NOTE:Currently non-residents can leave their cars on either side of the street for up to 2 hours during the period from 7am to 8:30pm, M-F, and for longer outside those times. At a recent meeting, two ANC2E commissioners proposed changing parking regulations to make one side of the street reserved for residents.

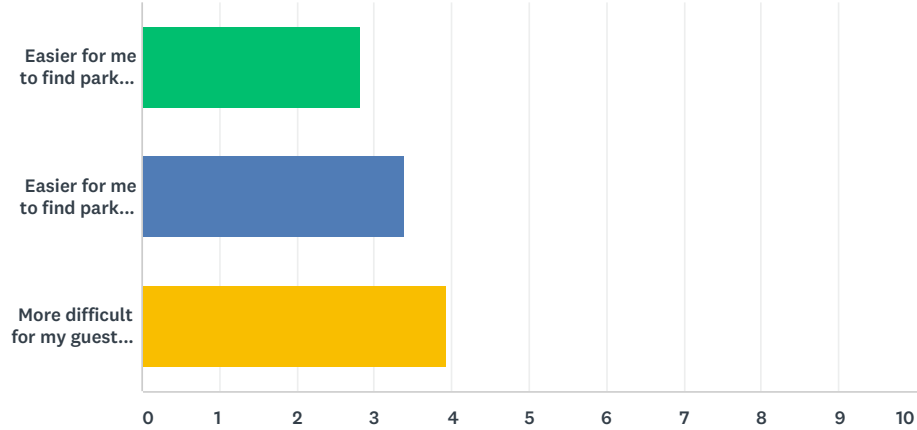
Answered: 115 Skipped: 1



	STRONGLY DISAPPROVE	SOMEWHAT DISAPPROVE	NEITHER APPROVE NOR DISAPPROVE	SOMEWHAT APPROVE	STRONGLY APPROVE	TOTAL	WEIGHTED AVERAGE
Maintain the current parking options	5.41% 6	5.41% 6	13.51% 15	21.62% 24	54.05% 60	111	4.14
Restrict parking on one side of the street to Zone 2 residents	33.01% 34	25.24% 26	16.50% 17	18.45% 19	6.80% 7	103	2.41
Restrict parking on one side of the street specifically to Zone 2E residents only	49.06% 52	13.21% 14	19.81% 21	10.38% 11	7.55% 8	106	2.14

**Q4 To what degree do you agree with the following statements.**Changing current parking regulations to be resident-only on one side of the street will make it

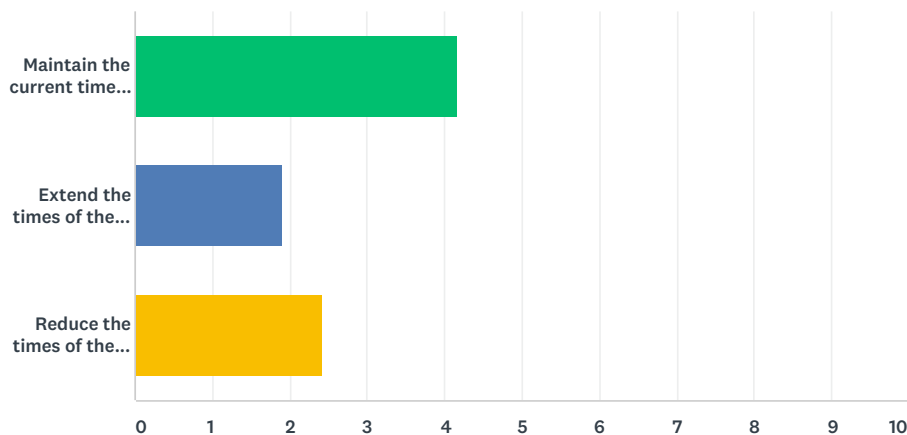
Answered: 113 Skipped: 3



	STRONGLY DISAGREE	SOMEWHAT DISAGREE	NEITHER AGREE NOR DISAGREE	SOMEWHAT AGREE	STRONGLY AGREE	TOTAL	WEIG AVE
Easier for me to find parking near my home on a daily basis	20.35% 23	18.58% 21	27.43% 31	25.66% 29	7.96% 9	113	
Easier for me to find parking when there are events in Burleith attracting a larger than normal number of non-residents seeking parking	9.09% 10	12.73% 14	26.36% 29	33.64% 37	18.18% 20	110	
More difficult for my guests or contractors to find parking near my home	6.31% 7	6.31% 7	18.02% 20	27.03% 30	42.34% 47	111	

Q5 To what degree do you approve of the following changes to times of the 2 hour parking limit for non-residents:NOTE:The current time of the 2 hour parking limit for non-residents is 7am to 8:30pm M-F except holidays in most of Burleith.

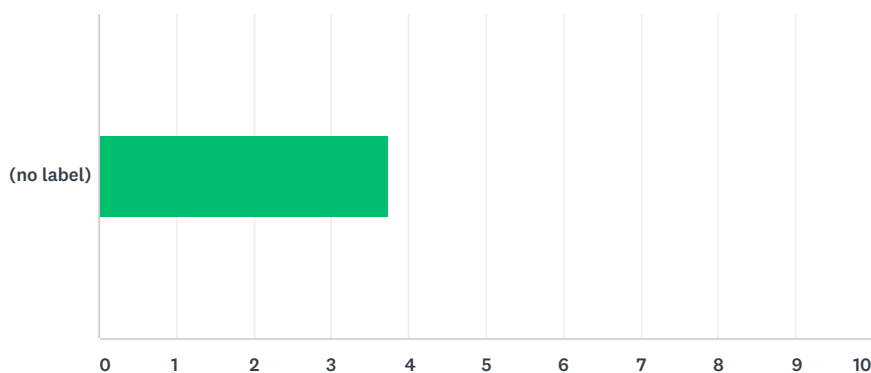
Answered: 115    Skipped: 1



	STRONGLY DISAPPROVE	SOMEWHAT DISAPPROVE	NEITHER APPROVE NOR DISAPPROVE	SOMEWHAT APPROVE	STRONGLY APPROVE	TOTAL	WEIGHTED AVERAGE
Maintain the current times of the 2 hour parking limit for non-residents	2.61% 3	6.09% 7	13.91% 16	27.83% 32	49.57% 57	115	4.16
Extend the times of the 2 hour parking limit for non-residents	49.09% 54	26.36% 29	12.73% 14	8.18% 9	3.64% 4	110	1.91
Reduce the times of the 2 hour parking limit for non-residents	37.27% 41	14.55% 16	24.55% 27	15.45% 17	8.18% 9	110	2.43

**Q6 To what extent do you you approve of having a Capital Bikeshare station in Burleith? (The closest ones today are in Glover Park and near the Safeway/Citi Bank)**

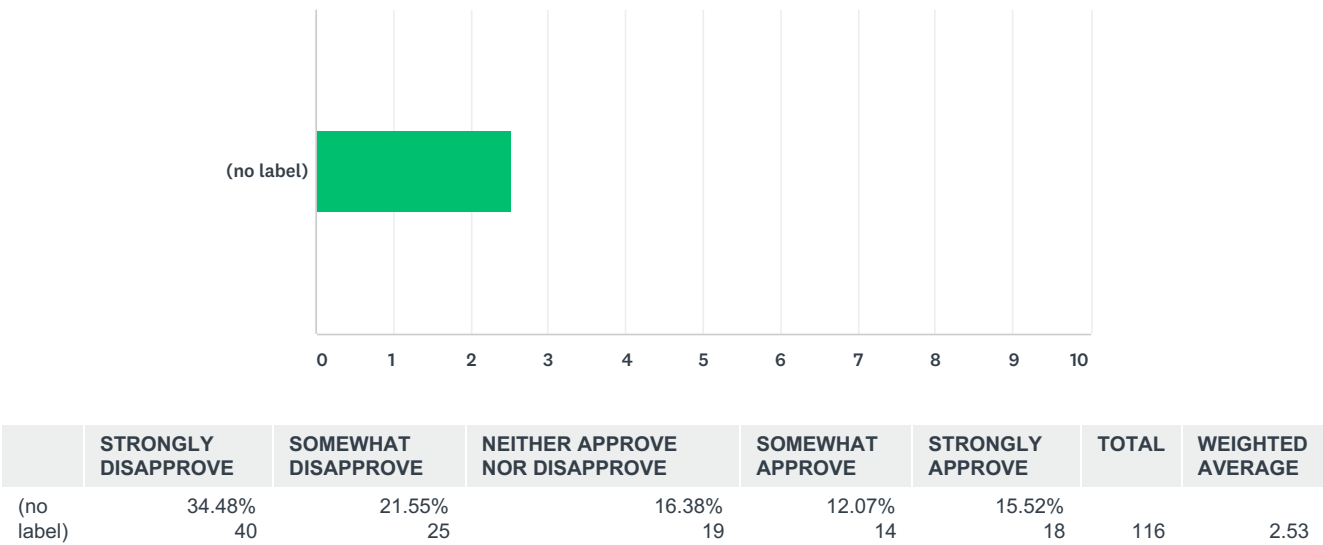
Answered: 111 Skipped: 5



	STRONGLY DISAPPROVE	SOMEWHAT DISAPPROVE	NEITHER APPROVE NOR DISAPPROVE	SOMEWHAT APPROVE	STRONGLY APPROVE	TOTAL	WEIGHTED AVERAGE
(no label)	11.71% 13	6.31% 7	18.92% 21	22.52% 25	40.54% 45	111	3.74

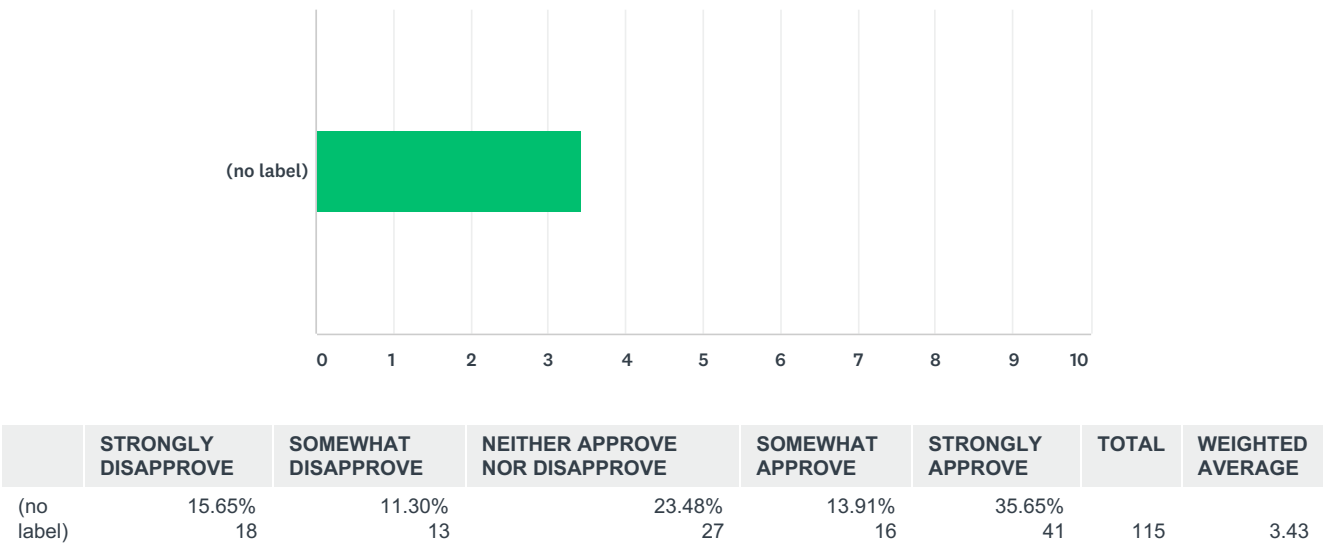
**Q7 To what degree do you approve of the following statement:If Georgetown implements the resident only on one side of the street regulation, Burleith should too**

Answered: 116    Skipped: 0



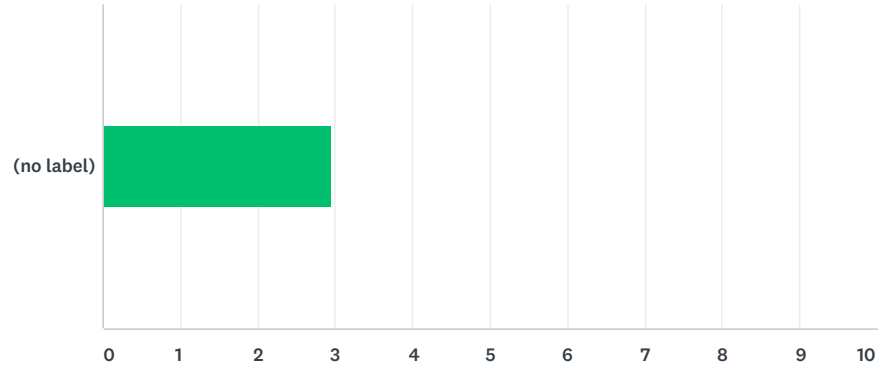
Q8 Currently there is one bike lane near Burleith on 34th street. To what extent do you approve of having more bike lanes in Burleith and the adjacent communities?

Answered: 115    Skipped: 1



Q9 How safe is biking in Burleith to bikers, pedestrians, and other vehicles?

Answered: 113    Skipped: 3



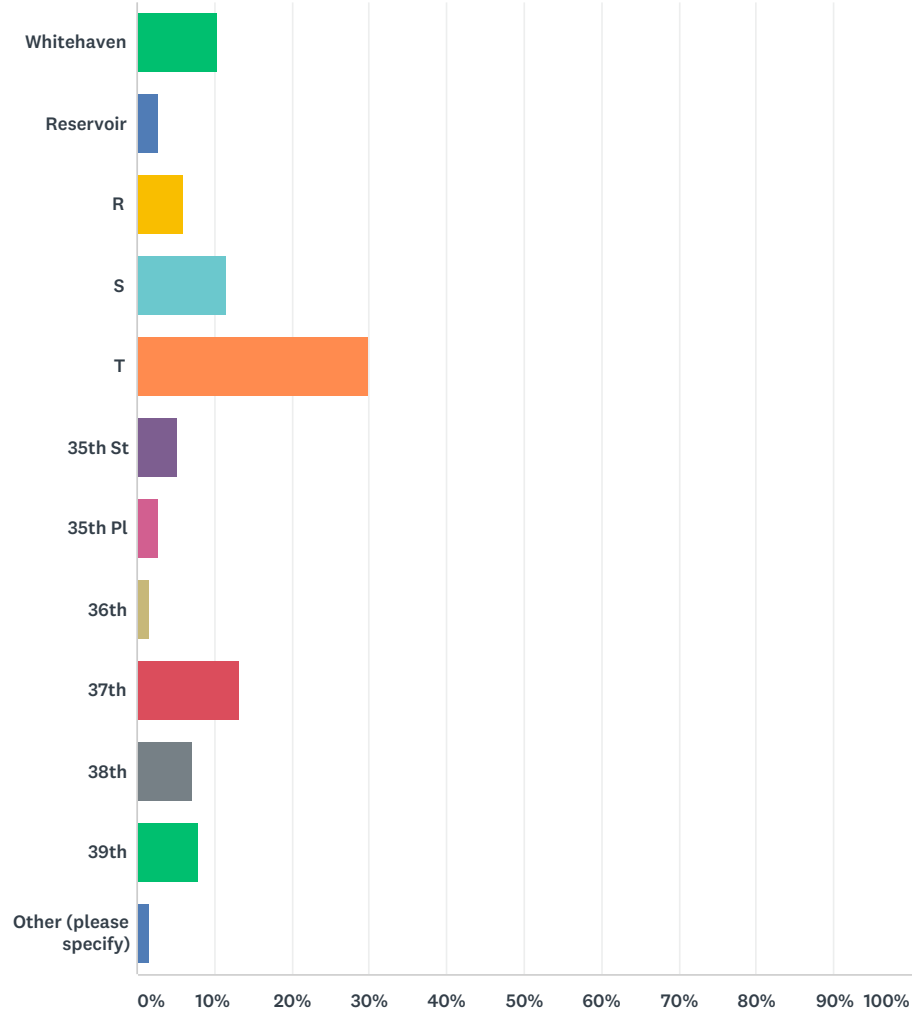
	VERY DANGEROUS	MODERATELY DANGEROUS	NEITHER SAFE NOR DANGEROUS	MODERATELY SAFE	VERY SAFE	TOTAL	WEIGHTED AVERAGE
(no label)	6.19% 7	33.63% 38	23.01% 26	33.63% 38	3.54% 4	113	2.95

Q10 Is there anything else you would like to share with us about parking or bikes in Burleith?

Answered: 55    Skipped: 61

Q11 Please provide your street

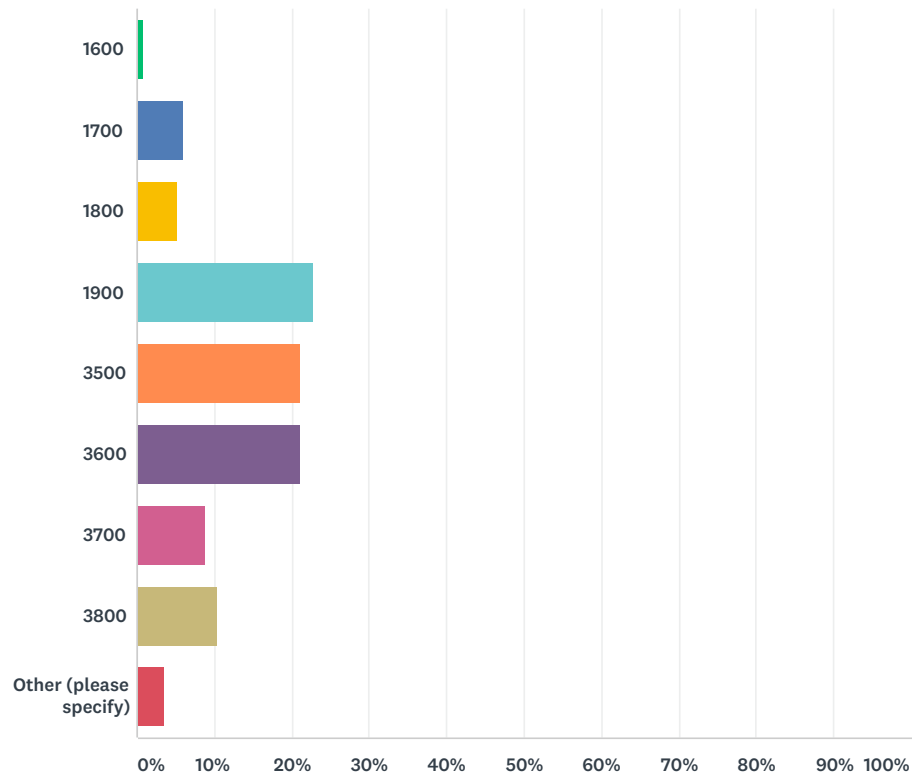
Answered: 114    Skipped: 2



ANSWER CHOICES	RESPONSES	
Whitehaven	10.53%	12
Reservoir	2.63%	3
R	6.14%	7
S	11.40%	13
T	29.82%	34
35th St	5.26%	6
35th Pl	2.63%	3
36th	1.75%	2
37th	13.16%	15
38th	7.02%	8
39th	7.89%	9
Other (please specify)	1.75%	2
TOTAL		114

Q12 Please provide your block

Answered: 114    Skipped: 2



ANSWER CHOICES	RESPONSES	
1600	0.88%	1
1700	6.14%	7
1800	5.26%	6
1900	22.81%	26
3500	21.05%	24
3600	21.05%	24
3700	8.77%	10
3800	10.53%	12
Other (please specify)	3.51%	4
TOTAL		114